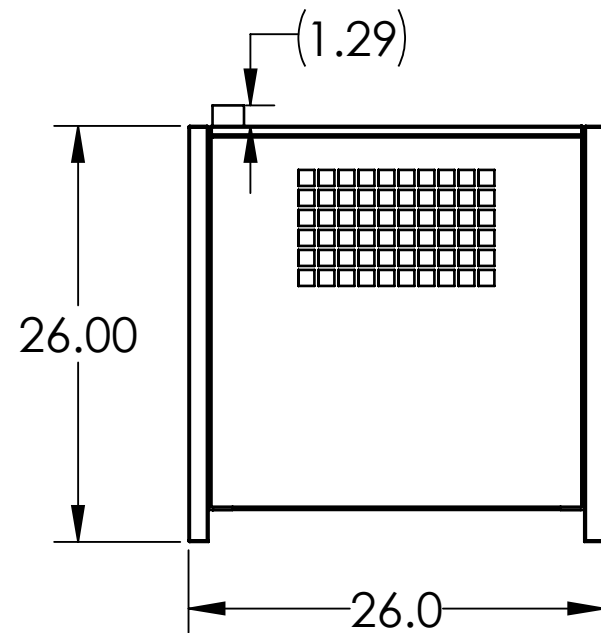
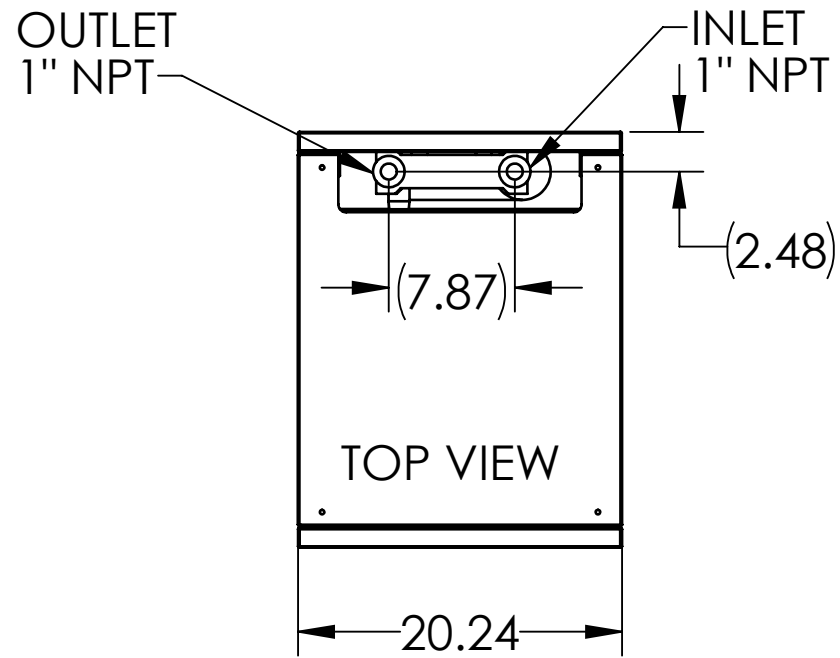


REAR VIEW

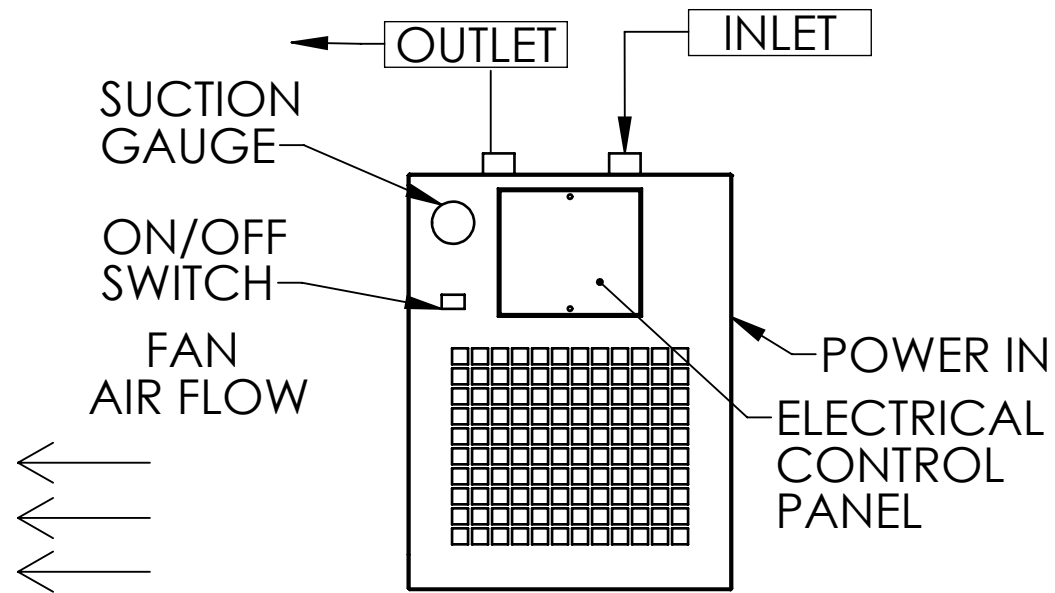
CONDENSATE DRAIN - 1/4NPT



SIDE VIEW



TOP VIEW



FRONT VIEW

MODEL	MHT40A-1	MHT40A-2
VOLTAGE	115VAC-1PH-60HZ	230VAC-1PH-60HZ
VOLTAGE RANGE	103-127	187-254
RLA	5.82	4.8
LRA	32	23
MIN. CIRCUIT AMP	7.86	6.3
MAX. FUSE SIZE	15	15
MAX. INLET AIR TEMP - F	180	180
MIN/MAX AMBIENT TEMP - F	45/110	45/110
REF. SYSTEM DESIGN - PSIG	150/300	150/450
SUCTION / DISCHARGE - PSIG	30/115	30/115
REF. COMPRESSOR HP	1/3	1/2
REFRIGERANT TYPE	R134A	R134A
REFRIGERANT CHARGE	8 OZ	8 OZ
MAX AIR PRESSURE - PSIG	232	232
INLET / OUTLET PORT - NPT	1" NPT	1" NPT

NOTES:

CONDENSER TYPE - AIR-COOLED
WEIGHT - 165 LBS

DRAWN J.DIMAILO	UNLESS OTHERWISE NOTED, TOLERANCES ARE: FRACTIONS: ±1/16 ANGLES: ±0°30' DECIMAL: .X = ±.06 .XX = ±.03 .XXX = ±.015 .XXXX = ±.0030 MACHINED SURFACES: 125 MICRINCHES THESE TOLERANCES DO NOT APPLY TO BASIC DIMENSIONS.
APPROVED	
DATE 12/30/2020	DO NOT SCALE THIS PRINT, REMOVE ALL BURRS & SHARP EDGES, ALL DIMENSIONS ARE IN INCHES. CAD SOFTWARE: SOLIDWORKS. DRAWING DIMENSIONED TO ALTEC STANDARD: CDS-0007.
MATERIAL	
FINISH	TITLE: Refrigerated Dryer-Non Cycling 40 scfm
CONFIDENTIAL: This drawing and its contents are the proprietary and confidential information of Altec Industries, Inc. and are not to be reproduced, copied or publicly disclosed. If this drawing is provided to someone outside Altec, it is done so for the limited purpose of assisting that recipient with a technical or product issue. In receiving this drawing, the recipient agrees to maintain it in confidence and not to use it beyond the purpose previously stated. Recipient agrees not to reproduce, copy, or publicly disclose this drawing and its contents.	



SCALE	WEIGHT	SIZE	NUMBER	REV
1:12	32.5	2	MHT40A-X	A