


Desiccant Air Dryers 0.4 to 3.2 SCFM

The MDH Series Heatless Desiccant Air Dryers are one of our smallest desiccant air dryers. It's miniature, compact design is perfect for OEM applications and can be paired with small fractional horsepower air compressors.

- 6 Models Available to Match Your Application Requirements and Minimize Energy Loss
- Solid-State Timer with Built-In Memory Ensures Reliable Drying Cycles
- Efficient Air Drying Performance from 50 PSIG to 120 PSIG Standard (Custom options down to 30 PSIG)
- -40°F/C Standard Outlet Dewpoint (ISO 8573.1 Class 2)



FEATURES

- Standard Outlet Dewpoint
 - -40° F/C Pressure Dewpoint (PDP)
- Available Input Voltages
 - 120 VAC
 - 240 VAC
 - 12 VDC
 - 24 VDC
- Maximum Pressure - 120 PSIG
- Maximum Inlet Temperature - 120°F / 49°C

OPTIONS

- Filtration Kit -
 - 5 Micron and 0.01 Micron Prefilters
 - 0.5 Micron Afterfilter
- Filter / Regulator Kit -
 - Filtration Kit (above)
 - Outlet Regulator & Gauge

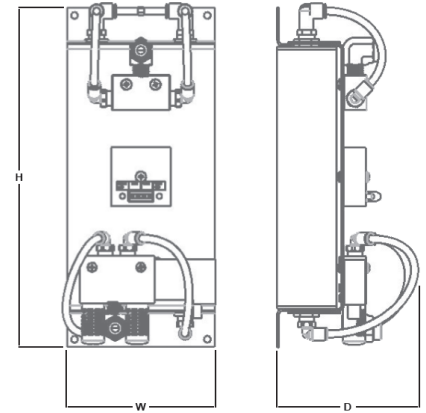
www.AltecAIR.com
800.521.5351

Altec | AIR
MDH SERIES
DESICCANT AIR DRYERS

MDH Series

	MDH1	MDH2	MDH3	MDH4	MDH5	MDH6	
SPECIFICATIONS	INLET Flow (SCFM @ 100 PSIG)	0.40	0.80	1.10	1.60	2.40	3.20
	PURGE Flow (SCFM @ 100 PSIG)	0.10	0.20	0.27	0.40	0.60	0.80
	OUTLET Flow (SCFM @ 100 PSIG)	0.30	0.60	0.83	1.20	1.80	2.40
	Inlet / Outlet Ports (NPT)	1/8"			1/4"		

	Weight (lbs)	Height (in)	Width (in)	Depth (in)	
DIMENSIONS	MDH1	1.4	7.0	3.5	3.3
	MDH2	1.5	10.3		
	MDH3	1.6	8.8	4.0	3.5
	MDH4	1.9	10.1		
	MDH5	2.2	9.5	5.0	3.8
	MDH6	3.1	11.5		



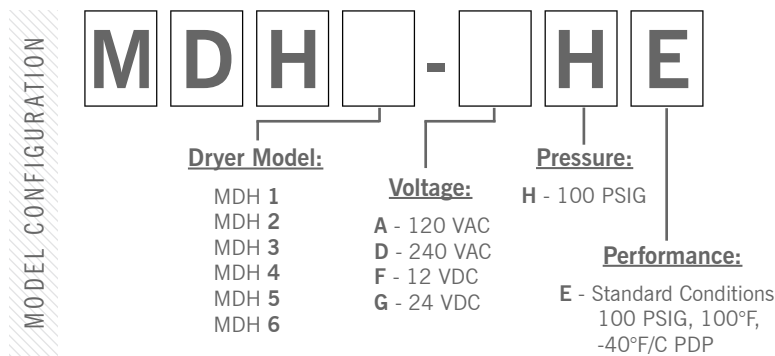
For INLET Pressures other than 100 PSIG

Maximum Inlet Flow (-40° F/C PDP) = **INLET Flow** (above) x **INLET Flow Factor (A)** @ Actual Pressure (below)

Purge Flow = **PURGE Flow** (above) x **PURGE Flow Factor (B)** @ Actual Pressure (below)

Rated OUTLET Flow = Calculated **Maximum Inlet Flow** - Calculated **Purge Flow**

Actual Pressure (PSIG)	50	60	70	80	90	100	110	120
INLET Flow Factor (A)	0.32	0.43	0.56	0.70	0.85	1.00	1.09	1.17
PURGE Flow Factor (B)	0.57	0.65	0.74	0.83	0.91	1.00	1.09	1.18



Need A Custom Sized Air Dryer?

Contact Altec AIR for assistance selecting the right dryer for your application. All you need is the required dewpoint, operating pressure, and the required inlet or outlet flow rate.

Quality Class		1	2	3	4
	Dewpoint	°F	-100°	-40°	-4°
°C		-73°	-40°	-20°	3°
Remaining Moisture	ppmw	0.12	10	81	610
	mg/m ³	0.15	12	97	730

For more complete information on Altec AIR products and services, visit us on the web at www.AltecAIR.com. Material and specifications are subject to change without notice. Featured units in photos may include optional features. Please contact an Altec AIR representative for all available options. Altec AIR logo is a registered trademarks of Altec Inc. in the United States and various other countries and may not be used without permission. © 2019 Altec AIR. All Rights Reserved. MDH-0919